

## CREATING DOMAIN MAPPINGS\*

KENDALL ATKINSON<sup>†</sup> AND OLAF HANSEN<sup>‡</sup>

**Abstract.** Consider being given a mapping  $\varphi : S^{d-1} \xrightarrow[\text{onto}]{1-1} \partial\Omega$ , with  $\partial\Omega$  the  $(d-1)$ -dimensional smooth boundary surface for a bounded open simply-connected region  $\Omega$  in  $\mathbb{R}^d$ ,  $d \geq 2$ . We consider the problem of constructing an extension  $\Phi : \overline{B}_d \xrightarrow[\text{onto}]{1-1} \overline{\Omega}$  with  $B_d$  the open unit ball in  $\mathbb{R}^d$ . The mapping is also required to be continuously differentiable with a non-singular Jacobian matrix at all points. We discuss ways of obtaining initial guesses for such a mapping  $\Phi$  and of then improving it by an iteration method.

**Key words.** domain mapping, multivariate polynomial, constrained minimization, nonlinear iteration

**AMS subject classifications.** 65D99

**1. Introduction.** Consider the following problem. We are given

$$(1.1) \quad \varphi : \partial B_d \xrightarrow[\text{onto}]{1-1} \partial\Omega$$

with  $\varphi$  a continuously differentiable function. For notation,  $B_d$  is the open unit ball in  $\mathbb{R}^d$  with boundary  $S^{d-1} = \partial B_d$ ,  $d \geq 2$ , and  $\Omega$  is an open, bounded, simply-connected region in  $\mathbb{R}^d$ . We want to construct a continuously differentiable extension,

$$(1.2) \quad \Phi : \overline{B}_d \xrightarrow[\text{onto}]{1-1} \overline{\Omega},$$

such that

$$(1.3) \quad \Phi|_{S^{d-1}} = \varphi$$

$$(1.4) \quad \det(D\Phi(x)) \neq 0, \quad x \in \overline{B}_d.$$

$J(x) \equiv D\Phi(x)$  denotes the  $d \times d$  Jacobian of  $\Phi(x)$ ,

$$(D\Phi(x))_{i,j} = \frac{\partial\Phi_i(x)}{\partial x_j}, \quad x \in \overline{B}_d.$$

Without any loss of generality, we assume  $\det J(x) > 0$  for all  $x \in \overline{B}_d$ . The theoretical existence of such an extension  $\Phi$  is a difficult question in general, but it is certainly true when the region  $\Omega$  is starlike, as we demonstrate constructively in this paper.

As a particular case, let  $d = 2$  and consider extending a smooth mapping,

$$\varphi : S^1 \xrightarrow[\text{onto}]{1-1} \partial\Omega,$$

with  $\Omega$  an open, bounded region in  $\mathbb{R}^2$  and  $\varphi$  a smooth mapping. For planar regions with a smooth boundary, a conformal mapping will give a desirable mapping from  $\overline{B}_2$  to  $\overline{\Omega}$  (although it is probably not an extension of the given function  $\varphi$ ); but finding the conformal mapping

---

\*Received January 25, 2012. Accepted for publication April 23, 2012. Published online June 26, 2012. Recommended by T. DeLillo.

<sup>†</sup>Departments of Mathematics & Computer Science, University of Iowa, Iowa City, IA 52242 (kendall-atkinson@uiowa.edu).

<sup>‡</sup>Department of Mathematics, California State University at San Marcos, San Marcos, CA 92096 (ohansen@csusm.edu).

is often nontrivial. In addition, our eventual applications need the Jacobian  $D\Phi$  (see [1, 4, 5]), and obtaining explicitly  $D\Phi$  is difficult with most methods for constructing conformal mappings. As an example, let  $\varphi$  define an ellipse,

$$\varphi(\cos \theta, \sin \theta) = (a \cos \theta, b \sin \theta), \quad 0 \leq \theta \leq 2\pi,$$

with  $a, b > 0$ . The conformal mapping of the closed unit disk onto the closed region with this ellipse as its boundary in the complex plane  $\mathbb{C}$  has a complicated construction requiring elliptic functions; see, e.g., [2, §5]. In comparison, the much simpler mapping,

$$\Phi(x_1, x_2) = (ax_1, bx_2), \quad x \in \overline{B}_2,$$

is sufficient for most applications. Also, for  $d > 2$ , constructing a conformal mapping is no longer an option.

As motivation for obtaining such an extension  $\Phi$ , consider the elliptic partial differential equation,

$$(1.5) \quad - \sum_{i,j=1}^d \frac{\partial}{\partial s_i} \left( a_{i,j}(s) \frac{\partial u(s)}{\partial s_j} \right) + \gamma(s)u(s) = f(s), \quad s \in \Omega \subseteq \mathbb{R}^d,$$

with  $\Omega$  a bounded simply-connected region in  $\mathbb{R}^d$  with a smooth boundary  $\partial\Omega$ . The matrix  $A(s) = [a_{i,j}(s)]$  is assumed to be symmetric and to satisfy

$$(1.6) \quad \xi^T A(s) \xi \geq c_0 \xi^T \xi, \quad s \in \overline{\Omega}, \quad \xi \in \mathbb{R}^d,$$

with  $c_0 > 0$ . The boundary  $\partial\Omega$  is known, say by a mapping such as that in (1.1). If the extension  $\Phi$  satisfying (1.3)-(1.4) is known explicitly, then the equation (1.5) can be converted to an equivalent elliptic problem over the unit ball  $B_d$ ; and the new formulation can then be solved numerically using a ‘spectral method’ over  $B_d$ . Introduce

$$s = \Phi(x), \quad \tilde{u}(x) = u(\Phi(x)), \quad \tilde{f}(x) = f(\Phi(x)).$$

Then (1.5) becomes

$$\begin{aligned}
 - \sum_{i,j=1}^d \frac{\partial}{\partial x_i} \left( \det(J(x)) \tilde{a}_{i,j}(x) \frac{\partial \tilde{u}(x)}{\partial x_j} \right) + \det(J(x)) \gamma(\Phi(x)) \tilde{u}(x) \\
 = \det(J(x)) \tilde{f}(x), \quad x \in B_d.
 \end{aligned}$$

The matrix  $\tilde{A}(x) = [\tilde{a}_{i,j}(x)]_{i,j=1}^d$  is defined by

$$\tilde{A}(x) = J(x)^{-1} A(\Phi(x)) J(x)^{-T}.$$

The matrix  $\tilde{A}(x)$  satisfies the same strong ellipticity property as in (1.6), but over the unit ball  $B_d$  and with a different constant  $c_0$ . Transformations of partial differential equations are common in the literature, although they are often used to simplify the equation. In our case, we are using the transformation to simplify the region, obtaining a region for which spectral methods can be defined more easily.

Other than the quite large literature on constructing conformal mappings for planar regions, there is, surprisingly, not much literature about our problem. The most useful appears in the area of automatic grid generation for the solution of partial differential equations, although it differs from our desire to produce explicitly the mapping function  $\Phi$ . We note in particular the works of Castillo [6] and Liseikin [7].

In Section 2, we consider various methods that can be used to construct  $\Phi$ , with much of our work considering regions  $\Omega$  that are ‘star-like’ with respect to the origin:

$$(1.7) \quad \begin{aligned} \varphi(x) &= \rho(x)x, & x \in S^{d-1}, \\ \rho &: S^{d-1} \xrightarrow[\text{onto}]{1-1} \mathbb{R}_{>0}. \end{aligned}$$

For convex regions  $\Omega$ , an integration based formula is given, analyzed, and illustrated in Section 3. In Section 4, we present an optimization based iteration method for improving ‘initial guesses’ for  $\Phi$ . Most of the presentation will be for the planar case ( $d = 2$ ); the case of  $d = 3$  is presented in Section 5.

**2. Constructions of  $\Phi$ .** Let  $\Omega$  be star-like with respect to the origin. We begin with an illustration of an apparently simple construction that does not work in most cases. Assume that our initial mapping  $\varphi$  is of the form (1.7). Define

$$(2.1) \quad \Phi(x) = r\hat{\rho}(\theta)(\cos\theta, \sin\theta), \quad 0 \leq r \leq 1,$$

$$(2.2) \quad = \hat{\rho}(\theta)x,$$

with  $x = (r \cos \theta, r \sin \theta)$ ,  $\hat{\rho}(\theta) = \rho(\cos \theta, \sin \theta)$  a periodic nonzero positive function over  $[0, 2\pi]$ . This mapping  $\Phi$  has differentiability problems at the origin  $(0, 0)$ . To see this, we need to find the derivatives of  $\hat{\rho}(\theta)$  with respect to  $x_1$  and  $x_2$ . Use

$$\theta = \tan^{-1}(x_2/x_1), \quad x_2 > 0, \quad x_1 \neq 0,$$

and an appropriate modification for points  $(x_1, x_2)$  in the lower half-plane. We find the derivatives of  $\hat{\rho}$  using

$$\frac{\partial \hat{\rho}(\theta)}{\partial x_1} = \hat{\rho}'(\theta) \frac{\partial \theta}{\partial x_1}, \quad \frac{\partial \hat{\rho}(\theta)}{\partial x_2} = \hat{\rho}'(\theta) \frac{\partial \theta}{\partial x_2}.$$

Then

$$\frac{\partial \theta}{\partial x_1} = \frac{-x_2}{x_1^2 + x_2^2}, \quad \frac{\partial \theta}{\partial x_2} = \frac{x_1}{x_1^2 + x_2^2}.$$

Using these,

$$\frac{\partial \Phi}{\partial x_1} = \left( \hat{\rho}(\theta) - \frac{x_1 x_2}{x_1^2 + x_2^2} \hat{\rho}'(\theta), \frac{-x_2^2}{x_1^2 + x_2^2} \hat{\rho}'(\theta) \right),$$

$$\frac{\partial \Phi}{\partial x_2} = \left( \frac{x_1^2}{x_1^2 + x_2^2} \hat{\rho}'(\theta), \rho(\theta) + \frac{x_1 x_2}{x_1^2 + x_2^2} \hat{\rho}'(\theta) \right).$$

The functions

$$\frac{x_1^2}{x_1^2 + x_2^2}, \quad \frac{x_1 x_2}{x_1^2 + x_2^2}, \quad \frac{x_2^2}{x_1^2 + x_2^2},$$

are not continuous at the origin. This concludes our demonstration that the extension  $\Phi$  of (2.1) does not work when  $\hat{\rho}'(\theta) \neq 0$ .

**2.1. Harmonic mappings.** As our first construction method for  $\Phi$ , consider the more general problem of extending to all of  $B_2$  a real or complex valued function  $f$  defined on the boundary of  $B_2$ . Expand  $f$  in a Fourier series,

$$(2.3) \quad f(\theta) = \frac{1}{2}a_0 + \sum_{n=1}^{\infty} a_n \cos(n\theta) + b_n \sin(n\theta).$$

Define  $F$  on  $B_2$  using

$$(2.4) \quad F(x) = \frac{1}{2}a_0 + \sum_{n=1}^{\infty} r^n [a_n \cos(n\theta) + b_n \sin(n\theta)],$$

with  $x = (r \cos \theta, r \sin \theta)$ . Note that this is the solution to the Dirichlet problem for Laplace's equation on the unit disk, with the boundary data given by  $f(\theta)$ ,  $0 \leq \theta \leq 2\pi$ .

It is straightforward to show that  $F$  is infinitely differentiable for  $|x| < 1$ , a well-known result. In particular,

$$\frac{\partial F}{\partial x_1} = a_1 + \sum_{m=1}^{\infty} (m+1) r^m [a_{m+1} \cos m\theta + b_{m+1} \sin m\theta],$$

$$\frac{\partial F}{\partial x_2} = b_1 + \sum_{m=1}^{\infty} (m+1) r^m [-a_{m+1} \sin m\theta + b_{m+1} \cos m\theta].$$

Depending on the speed of convergence of (2.3), the partial derivatives of  $F(x)$  are continuous over  $\overline{B_2}$ . In particular, if we have

$$\sum_{n=1}^{\infty} n |a_n| < \infty, \quad \sum_{n=1}^{\infty} n |b_n| < \infty,$$

then  $\partial F/\partial x_1$  and  $\partial F/\partial x_2$  are continuous over  $\overline{B_2}$ .

Given a boundary function

$$\varphi(\theta) = (\varphi_1(\theta), \varphi_2(\theta)), \quad 0 \leq \theta \leq 2\pi,$$

we can expand each component to all of  $B_2$  using the above construction in (2.4), obtaining a function  $\Phi$  defined on  $B_2$  into  $\mathbb{R}^2$ . A similar construction can be used for higher dimensions using an expansion with spherical harmonics. It is unknown whether the mapping  $\Phi$  obtained in this way is a one-to-one mapping from  $B_2$  onto  $\Omega$ , even if  $\Omega$  is convex.

The method can be implemented as follows.

- Truncate the Fourier series for each of the functions  $\varphi_k(\theta)$ ,  $k = 1, 2$ , say to trigonometric polynomials of degree  $n$ .
- Approximate the Fourier coefficients  $\{a_j\}$  and  $\{b_j\}$  for the truncated series.
- Define the extensions  $\Phi_k(x)$  in analogy with (2.4).

EXAMPLE 2.1. Choose

$$(2.5) \quad \rho(\theta) = a + \cos \theta + 2 \sin 2\theta$$

with  $a$  chosen greater than the maximum of  $|\cos \theta + 2 \sin 2\theta|$  for  $0 \leq \theta \leq 2\pi$ , approximately 2.2361. Note that  $\rho(\theta) \cos \theta$  and  $\rho(\theta) \sin \theta$  are trig polynomials of degree 3. Begin by

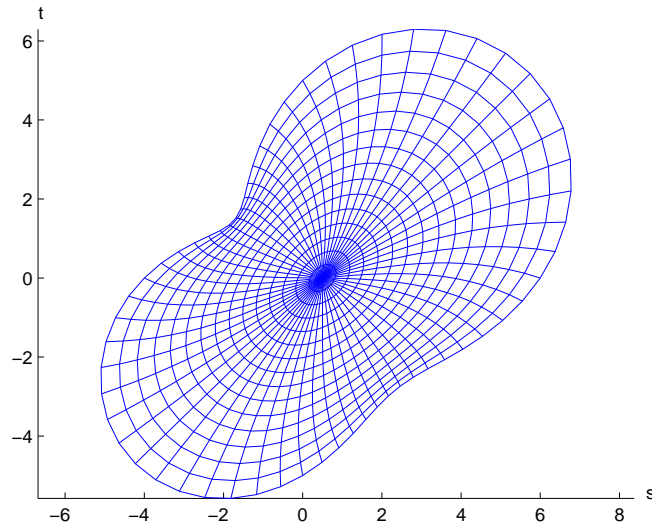


FIG. 2.1. Starlike region with  $\hat{\rho}$  defined by (2.5) with  $a = 5$ .

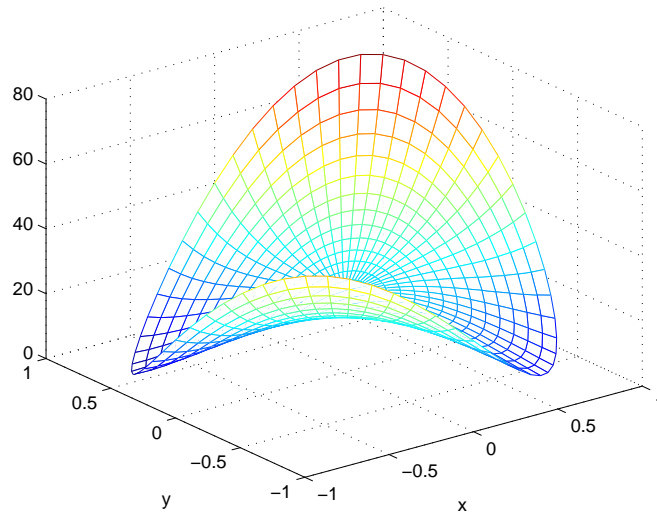


FIG. 2.2. The Jacobian for (2.5) with  $0.905 \leq |\det(D\Phi(x))| \leq 75.314$ .

choosing  $a = 5$ . Letting  $n = 3$ , we obtain the graphs in Figures 2.1 and 2.2. Figure 2.1 demonstrates the mapping by showing the images in  $\Omega$  of the circles,  $r = j/p, j = 0, \dots, p$ , and the azimuthal lines,  $\theta = \pi j/p, j = 1, \dots, 2p, p = 15$ . For the numerical evaluation of the Fourier coefficients, the trapezoidal rule with 10 nodes was used. Figure 2.2 shows  $|\det(D\Phi(x))|$ . The figures illustrate that this  $\Phi$  is a satisfactory mapping. However, it is

possible to improve on this mapping in the sense of reducing the ratio

$$(2.6) \quad \Lambda(\Phi) \equiv \frac{\max_{x \in \overline{B}_2} |\det(D\Phi(x))|}{\min_{x \in \overline{B}_2} |\det(D\Phi(x))|}.$$

For the present case,  $\Lambda(\Phi) = 100.7$ . An iteration method for decreasing the size of  $\Lambda(\Phi)$  is discussed in Section 4. As a side-note, in the planar graphics throughout this paper we label the axes over the unit disk as  $x$  and  $y$ , and over  $\Omega$ , we label them as  $s$  and  $t$ .

In contrast to this example, when choosing  $a = 3$  in (2.5) the mapping  $\Phi$  derived in the same manner is neither one-to-one nor onto. Another method is needed to generate a mapping  $\Phi$  which satisfies (2.5), (1.2)-(1.4).

**2.2. Using  $C^\infty$ -modification functions.** Let  $x = (r \cos \theta, r \sin \theta)$ ,  $0 \leq r \leq 1$ . As earlier in (1.7), consider  $\Omega$  as star-like with respect to the origin. Introduce the function,

$$T(r; \kappa) = \exp\left(\kappa \left(1 - \frac{1}{r}\right)\right), \quad 0 < r \leq 1,$$

with  $\kappa > 0$  and  $T(0, \kappa) = 0$ . Define  $\Phi$  by

$$(2.7) \quad s = \Phi(x; \kappa, \omega) = [T(r; \kappa) \hat{\rho}(\theta) + (1 - T(r; \kappa)) \omega] x, \quad x \in B_2,$$

with  $x = r(\cos \theta, \sin \theta)$ , for  $0 \leq r \leq 1$ ,  $0 \leq \theta \leq 2\pi$ , with some  $\omega > 0$ . This is an attempt to fix the lack of differentiability at  $(0,0)$  of the mapping (2.1)-(2.2). As  $r$  decreases to 0, we have  $\Phi(x) \approx \omega x$ . Thus the Jacobian of  $\Phi$  is nonzero around  $(0,0)$ . The constants  $\kappa, \omega$  are to be used as additional design parameters.

The number  $\omega$  should be chosen so as to also ensure the mapping  $\Phi$  is 1-1 and onto. Begin by finding a disk centered at  $(0,0)$  that is entirely included in the open set  $\Omega$ , and say its radius is  $\omega_0$ , or define

$$\omega_0 = \min_{0 \leq \theta \leq 2\pi} \hat{\rho}(\theta).$$

Then choose  $\omega \in (0, \omega_0)$ . To see why this is satisfactory, write

$$\begin{aligned} \Phi(x; \kappa, \omega) &= f(r) (\cos \theta, \sin \theta), \\ f(r) &= r [T(r; \kappa) \hat{\rho}(\theta) + (1 - T(r; \kappa)) \omega], \end{aligned}$$

fixing  $\theta \in [0, 2\pi]$ . Immediately,  $f(0) = 0$ ,  $f(1) = \hat{\rho}(\theta)$ . By a straightforward computation,

$$f'(r) = \frac{1}{r} \{T(r; \kappa) [(\hat{\rho} - \omega)(r + \kappa)] + r\omega\},$$

where  $T = T(r; \kappa)$  and  $\hat{\rho} = \hat{\rho}(\theta)$ . The assumption  $0 < \omega < \omega_0$  then implies

$$f'(r) > 0, \quad 0 < r \leq 1.$$

Thus the mapping  $f : [0, 1] \rightarrow [0, \hat{\rho}(\theta)]$  is 1-1 and onto, and from this  $\Phi : \overline{B}_2 \rightarrow \overline{\Omega}$  is 1-1 and onto for the definition in (2.7).

This definition of  $\Phi$  satisfies (1.2)-(1.4), but often leads to a large value for the ratio  $\Lambda(\Phi)$  of (2.6). It can be used as an initial choice for a  $\Phi$  that can be improved by the iteration method defined in Section 4.

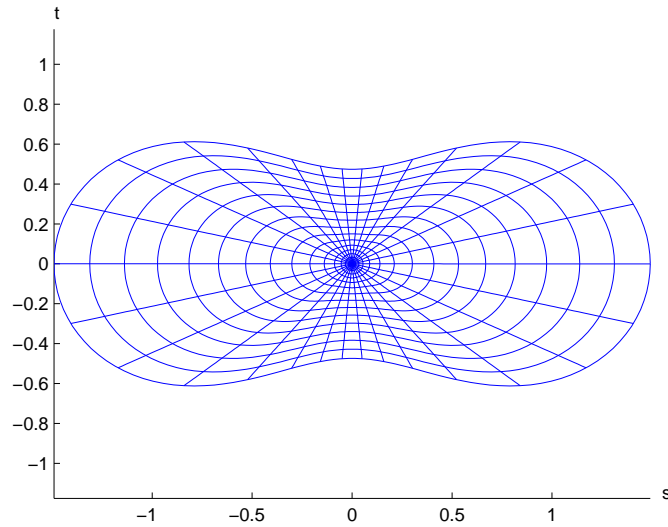


FIG. 2.3. Starlike Cassini region with  $\hat{\rho}$  defined in (2.8) with  $a = 1.5$ .

EXAMPLE 2.2. Consider the starlike region with

$$(2.8) \quad \hat{\rho}(\theta) = \sqrt{\cos(2\theta) + \sqrt{a - \sin^2(2\theta)}}$$

with  $a > 1$ . The region  $\Omega$  is called an ‘oval of Cassini’. We give an example with  $a = 1.5$ ,  $(\kappa, \omega) = (1.0, 0.5)$ . Figure 2.3 is the analog of Figure 2.1. For the Jacobian,

$$\begin{aligned} \min_{r \leq 1} D\Phi(x, y) &= 0.0625, \\ \max_{r \leq 1} D\Phi(x, y) &= 4.0766. \end{aligned}$$

The ratio  $\Lambda(\Phi) = 65.2$  is large and can be made smaller; see Example 4.3.

A variation to (2.7) begins by finding a closed disk about the origin that is contained wholly in the interior of  $\Omega$ . Say the closed disk is of radius  $\delta$ ,  $0 < \delta < 1$ . Then define

$$(2.9) \quad \Phi(x; \kappa, \omega) = \begin{cases} x, & 0 \leq r \leq \delta, \\ \left[ T\left(\frac{r-\delta}{1-\delta}, \kappa\right) \rho(\theta) + \left(1 - T\left(\frac{r-\delta}{1-\delta}, \kappa\right)\right) \right] x, & \delta < r \leq 1, \end{cases}$$

where  $x = r(\cos \theta, \sin \theta)$ . Then the Jacobian  $D\Phi$  around the origin is simply the identity matrix, and this ensures that  $\det D\Phi(x) \neq 0$  for  $x \in \bar{B}_\delta$ . Experimentation is recommended on the use of either (2.7) or (2.9), including how to choose  $\kappa$ ,  $\omega$ , and  $\delta$ .

The methods of this section generalize easily to the determination of an extension  $\Phi : B_3 \xrightarrow[onto]{1-1} \Omega$  for the given boundary mapping,

$$\varphi : \partial B_3 \xrightarrow[onto]{1-1} \partial \Omega.$$

Examples of such are illustrated later in Section 5.

**3. An integration-based mapping formula.** Before giving a formal construction of an integration-based mapping  $\Phi$ , we give some motivation. We present the method for regions  $\Omega \subseteq \mathbb{R}^2$ , although the method extends easily to regions in  $\mathbb{R}^d$ ,  $d \geq 2$ . Assume  $\Omega$  is a convex region in  $\mathbb{R}^2$ . We need to define  $\Phi(P)$  for  $P \in B_2$ ,  $|P| \neq 1$ . Take an arbitrary line through  $P$  and note its two points of intersection with the boundary  $S^1$ , calling them  $P_+$  and  $P_-$  (defined more precisely below). Using the values of  $\varphi(P_+)$  and  $\varphi(P_-)$ , carry out linear interpolation of these based on the distance of  $P$  from  $P_+$  and  $P_-$ . Since all possible line directions are to be considered as equally important, we average all such interpolatory values by considering all possible lines passing through  $P$ . This average is assigned as  $\Phi(P)$ . Experimentally the construction also works for many regions  $\Omega$  that do not depart too much from being convex.

Begin by considering a point  $P = r(\cos \alpha, \sin \alpha) \in B_2$ ,  $r \in [0, 1)$ ,  $\alpha \in [0, 2\pi)$ . Given an angle  $\alpha \leq \theta < \pi + \alpha$ , draw a line  $L$  through  $P$  at an angle of  $\theta$  with respect to the positive  $x_1$ -axis. Let  $P_+(\theta)$  and  $P_-(\theta)$  denote the intersection of this line with the unit circle. These points will have the form

$$(3.1) \quad \begin{aligned} P_+(\theta) &= P + r_+(\theta) \boldsymbol{\eta}, \\ P_-(\theta) &= P - r_-(\theta) \boldsymbol{\eta}, \end{aligned}$$

with

$$(3.2) \quad \boldsymbol{\eta} = (\cos \theta, \sin \theta), \quad \alpha \leq \theta < \pi + \alpha.$$

We choose  $r_+(\theta)$  and  $r_-(\theta)$  to be such that

$$|P_+(\theta)| = |P + r_+(\theta) \boldsymbol{\eta}| = 1, \quad |P_-(\theta)| = |P - r_-(\theta) \boldsymbol{\eta}| = 1,$$

and

$$r_+(\theta) = |P - P_+(\theta)|, \quad r_-(\theta) = |P - P_-(\theta)|.$$

Define

$$(3.3) \quad \varphi_*(\theta) = \varphi(P_+(\theta)) - r_+(\theta) \frac{\varphi(P_+(\theta)) - \varphi(P_-(\theta))}{r_+(\theta) + r_-(\theta)}$$

using linear interpolation along the line  $L$ . Here and in the following we always identify the function  $\varphi$  on the boundary of the unit disk with a  $2\pi$  periodic function on the real number line. Then define

$$(3.4) \quad \Phi(P) = \frac{1}{\pi} \int_{\alpha}^{\alpha+\pi} \varphi_*(\theta) d\theta.$$

We study the construction and properties of  $\Phi$  in the following two sections.

**3.1. Constructing  $\Phi$ .** The most important construction is the calculation of  $P_+(\theta)$  and  $P_-(\theta)$ . We want to find two points  $\boldsymbol{\gamma}$  that are the intersection of  $\partial B_2$  and the straight line  $L$  through  $P$  in the direction  $\boldsymbol{\eta}$ ,  $|\boldsymbol{\eta}| = 1$ . Since  $P \in \text{int}(B_2)$ , we have  $|P| < 1$ . We want to find

$$\boldsymbol{\gamma} = P + s\boldsymbol{\eta}, \quad |\boldsymbol{\gamma}| = 1,$$

with  $\boldsymbol{\eta}$  denoting the direction from  $P$  as noted earlier. With the assumption (3.2) on  $\boldsymbol{\eta}$ , we have

$$\begin{aligned} 0 \leq P \cdot \boldsymbol{\eta} \leq |P|, & \quad \alpha \leq \theta \leq \alpha + \frac{1}{2}\pi, \\ 0 \leq -P \cdot \boldsymbol{\eta} \leq |P|, & \quad \alpha + \frac{1}{2}\pi \leq \theta \leq \alpha + \pi. \end{aligned}$$



Using  $\gamma \cdot \gamma = 1$ ,

$$|P + r\eta|^2 = P \cdot P + 2sP \cdot \eta + s^2 = 1,$$

$$s^2 + 2sP \cdot \eta + \underbrace{P \cdot P - 1}_{<0} = 0,$$

which implies that the roots are real and nonzero. Thus the formula

$$\begin{aligned} r_{\pm} &= -\eta \cdot P \pm \sqrt{(P \cdot \eta)^2 + 1 - P \cdot P} \\ &= r \cos(\theta - \alpha) \pm \sqrt{1 - r^2 \sin^2(\theta - \alpha)} \end{aligned}$$

defines two real roots. Here we see that

$$\begin{aligned} |P \cdot \eta| &\leq |P|, \\ (P \cdot \eta)^2 - P \cdot P &\leq 0, \\ (P \cdot \eta)^2 + 1 - P \cdot P &\leq 1, \end{aligned}$$

and so

$$\begin{aligned} r_- &= P \cdot \eta + \sqrt{(P \cdot \eta)^2 + 1 - P \cdot P} \\ &= r \cos(\theta - \alpha) + \sqrt{1 - r^2 \sin^2(\theta - \alpha)}, \\ r_+ &= -P \cdot \eta + \sqrt{(P \cdot \eta)^2 + 1 - P \cdot P} \\ &= -r \cos(\theta - \alpha) + \sqrt{1 - r^2 \sin^2(\theta - \alpha)}. \end{aligned}$$

It is immediate that

$$\begin{aligned} r_- + r_+ &= 2\sqrt{(P \cdot \eta)^2 + 1 - P \cdot P} \\ &= 2\sqrt{1 - r^2 \sin^2(\theta - \alpha)}, \end{aligned}$$

and therefore the denominator in the formula (3.3) for  $\varphi_*(\theta)$  is zero if and only if  $|P| = 1$  and  $P \perp \eta$ , a case not allowed in our construction.

Using  $r_-$  and  $r_+$  in (3.1), we can construct  $\varphi_*(\theta)$  using (3.3), and this is then used in obtaining the mapping  $\Phi(P)$  of (3.4). This formula is approximated using numerical integration with the trapezoidal rule. We illustrate this later in the section.

To further simplify the analysis of the mapping  $\Phi$  of (3.4), we assume for a moment that  $\alpha = 0$ , so the point  $P$  is located on the positive x-axis. Our next goal is to determine the respective angles between  $P_+(\theta)$  and  $P_-(\theta)$  and the positive x-axis. We denote these angles by  $\psi^+$  and  $\psi^-$ , respectively. Using the law of cosines in the triangle given by the origin,  $P$ , and  $P^+$  we obtain

$$\begin{aligned} (r_+)^2 &= r^2 + 1 - 2r \cos(\psi^+), \\ 2r \cos(\psi^+) &= r^2 + 1 - (r_+)^2 \\ &= r^2 + 1 - \left(-r \cos(\theta) + \sqrt{1 - r^2 \sin^2 \theta}\right)^2 \\ &= 2r^2 \sin^2 \theta + 2r \cos(\theta) \sqrt{1 - r^2 \sin^2 \theta}, \end{aligned}$$

which implies

$$(3.5) \quad \psi_+ = \psi_+(r, \theta) = \arccos \left( r \sin^2 \theta + \cos(\theta) \sqrt{1 - r^2 \sin^2 \theta} \right),$$

where we use the function  $\arccos : [-1, 1] \mapsto [0, \pi]$ . Similarly, we get

$$(3.6) \quad \psi_- \equiv \psi_-(r, \theta) = \widetilde{\arccos} \left( r \sin^2 \theta - \cos(\theta) \sqrt{1 - r^2 \sin^2 \theta} \right),$$

where we use the function  $\widetilde{\arccos} : [-1, 1] \mapsto [\pi, 2\pi]$ ,

$$\widetilde{\arccos}(x) = 2\pi - \arccos(x).$$

Using the functions  $\psi_-$  and  $\psi_+$ , we can rewrite  $\varphi_*(\theta)$  (see (3.3)) in the following way:

$$\begin{aligned} \varphi_*(r, \theta) &= \frac{1}{2} \left( 1 + \frac{r \cos(\theta)}{\sqrt{1 - r^2 \sin^2 \theta}} \right) \varphi(\psi_+(r, \theta)) \\ &\quad + \frac{1}{2} \left( 1 - \frac{r \cos(\theta)}{\sqrt{1 - r^2 \sin^2 \theta}} \right) \varphi(\psi_-(r, \theta)). \end{aligned}$$

This allows us to write formula (3.4) more explicitly in the following way:

$$\begin{aligned} \Phi(P) &= \frac{1}{2\pi} \int_0^\pi \left( 1 + \frac{r \cos(\theta)}{\sqrt{1 - r^2 \sin^2 \theta}} \right) \varphi(\psi_+(r, \theta)) d\theta \\ &\quad + \frac{1}{2\pi} \int_0^\pi \left( 1 - \frac{r \cos(\theta)}{\sqrt{1 - r^2 \sin^2 \theta}} \right) \varphi(\psi_-(r, \theta)) d\theta \\ &= \frac{1}{2\pi} \int_0^\pi \left( 1 + \frac{r \cos(\theta)}{\sqrt{1 - r^2 \sin^2 \theta}} \right) \varphi(\psi_+(r, \theta)) d\theta \\ &\quad + \frac{1}{2\pi} \int_\pi^{2\pi} \left( 1 - \frac{r \cos(\theta - \pi)}{\sqrt{1 - r^2 \sin^2(\theta - \pi)}} \right) \varphi(\psi_-(r, \theta - \pi)) d\theta \\ &= \frac{1}{2\pi} \int_0^\pi \left( 1 + \frac{r \cos(\theta)}{\sqrt{1 - r^2 \sin^2 \theta}} \right) \varphi(\psi_+(r, \theta)) d\theta \\ &\quad + \frac{1}{2\pi} \int_\pi^{2\pi} \left( 1 + \frac{r \cos(\theta)}{\sqrt{1 - r^2 \sin^2 \theta}} \right) \varphi(\psi_-(r, \theta - \pi)) d\theta \\ (3.7) \quad &= \frac{1}{2\pi} \int_0^{2\pi} \left( 1 + \frac{r \cos(\theta)}{\sqrt{1 - r^2 \sin^2 \theta}} \right) \varphi(\psi_*(r, \theta)) d\theta. \end{aligned}$$

Here we used the variable transformation  $\theta \mapsto \pi + \theta$  for the second equality and the new definition

$$(3.8) \quad \psi_*(r, \theta) := \begin{cases} \psi_+(r, \theta), & 0 \leq \theta \leq \pi, \\ \psi_-(r, \theta - \pi), & \pi < \theta \leq 2\pi, \end{cases}$$

where the functions  $\psi_-$  and  $\psi_+$  are defined in (3.5) and (3.6). We remark that the function  $\psi_* : [0, 1) \times [0, 2\pi] \mapsto [0, 2\pi]$  is a continuous function which follows from its geometric

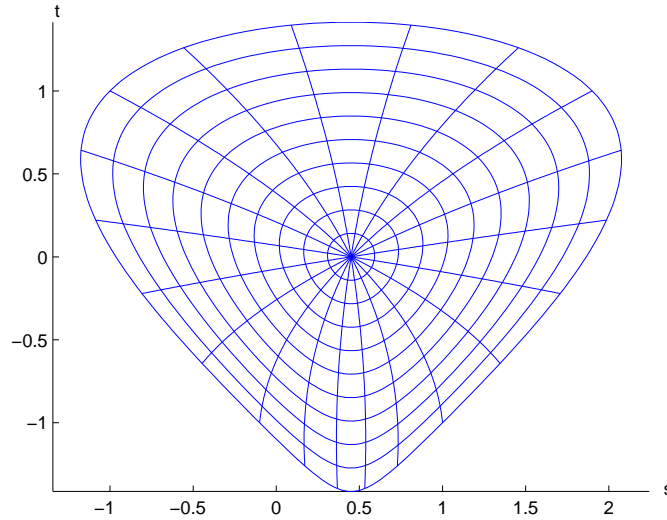


FIG. 3.1. The mapping  $\Phi$  for boundary (3.11) with  $a = 0.9$ .

construction. We further define

$$(3.9) \quad k(r, \theta) := 1 + \frac{r \cos(\theta)}{\sqrt{1 - r^2 \sin^2 \theta}},$$

a  $2\pi$  periodic continuous function on  $[0, 1) \times [0, 2\pi]$ . If we now go back to the general case  $P = r(\cos(\alpha), \sin(\alpha))$ ,  $\alpha \in [0, 2\pi)$ , then we can rotate the given boundary function  $\varphi$  and obtain

$$(3.10) \quad (\mathcal{E}\varphi)(P) \equiv \Phi(P) = \frac{1}{2\pi} \int_0^{2\pi} k(r, \theta) \varphi(\psi_*(r, \theta) + \alpha) d\theta.$$

Before we study the properties of the extension operator  $\mathcal{E}$ , we present two numerical examples.

To obtain  $\Phi(P)$ , we apply the trapezoidal rule to approximate the integral in (3.10) or (3.4). The number of integration nodes should be chosen sufficiently large, although experimentation is needed to determine an adequate choice.

EXAMPLE 3.1. Consider

$$(3.11) \quad \varphi(\cos \theta, \sin \theta) = (\cos \theta - \sin \theta + a \cos^2 \theta, \cos \theta + \sin \theta), \quad 0 \leq \theta \leq 2\pi,$$

with  $0 < a < 1$ . We choose  $a = 0.9$  and apply the above with  $n = 100$  subdivisions for the trapezoidal rule to evaluate (3.4). Figure 3.1 shows the mapping  $\Phi$  done in the same manner as earlier with Figures 2.1 and 2.3.

EXAMPLE 3.2. We consider again the ovals of Cassini region with boundary given in (2.8) with  $a = 1.5$ . The mapping (3.4) is illustrated in Figure 3.2. However, for  $a$  somewhat closer to 1, this integration formula (3.4) no longer produces a satisfactory  $\Phi$ .

**3.2. Properties of  $\mathcal{E}\varphi$ .** To study the properties of the extension operator  $\mathcal{E}$  (see (3.10)), we have to study the behavior of the functions  $\psi_*$  and  $k$  (see (3.8) and (3.9)) at the boundary

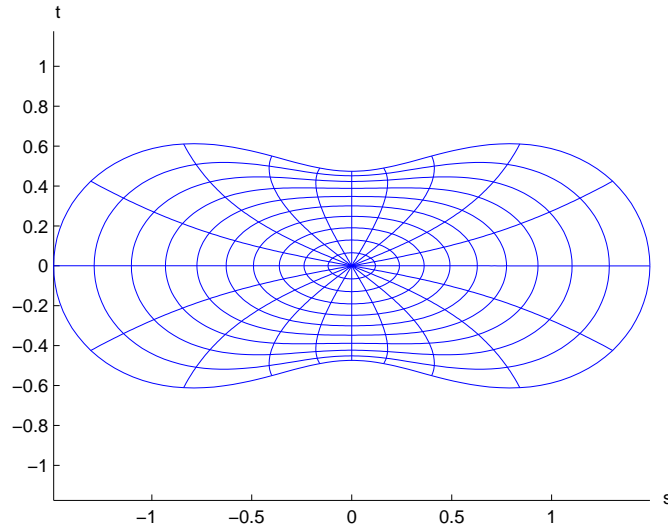


FIG. 3.2. The mapping  $\Phi$  for boundary (2.8) with  $a = 1.5$ .

$r = 1$ . We start with the function  $\psi_*$  and define the values of this function for  $r = 1$  first:

$$(3.12) \quad \psi_*(1, \theta) := \begin{cases} 0, & 0 \leq \theta \leq \frac{1}{2}\pi, \\ 2\theta - \pi, & \frac{1}{2}\pi \leq \theta \leq \frac{3}{2}\pi, \\ 2\pi, & \frac{3}{2}\pi \leq \theta \leq 2\pi. \end{cases}$$

Because of

$$\lim_{r \rightarrow 1} 1 - r^2 = 0$$

and the boundedness of the sine function, the limit,

$$\lim_{r \rightarrow 1} 1 - r^2 \sin^2(\theta) = 1 - \sin^2(\theta),$$

is uniform for  $\theta \in [0, \frac{1}{2}\pi]$ . The uniform continuity of the square root function implies that

$$\lim_{r \rightarrow 1^-} \left( \cos(\theta) \sqrt{1 - r^2 \sin^2 \theta} \right) = \cos(\theta) \sqrt{1 - \sin^2 \theta} = \cos^2 \theta$$

uniformly for  $\theta \in [0, \frac{1}{2}\pi]$ . Together with similar arguments for the function  $r \sin^2 \theta$ , we get

$$\lim_{r \rightarrow 1^-} \left( r \sin^2 \theta + \cos(\theta) \sqrt{1 - r^2 \sin^2 \theta} \right) = \sin^2 \theta + \cos^2 \theta = 1$$

uniformly in  $\theta$ . Finally we use the uniform continuity of  $\arccos(\cdot)$  to conclude that

$$\begin{aligned} \lim_{r \rightarrow 1^-} \psi_*(r, \theta) &= \lim_{r \rightarrow 1^-} \arccos \left( r \sin^2 \theta + \cos(\theta) \sqrt{1 - r^2 \sin^2 \theta} \right) \\ &= \arccos(1) \\ &= 0 = \psi_*(1, \theta) \end{aligned}$$

converges uniformly on  $[0, \frac{1}{2}\pi]$ . Because

$$\sqrt{1 - \sin^2(\theta)} = -\cos(\theta), \quad \theta \in [\frac{1}{2}\pi, \pi],$$

we see in a similar way that

$$\begin{aligned} \lim_{r \rightarrow 1^-} \psi_*(r, \theta) &= \lim_{r \rightarrow 1^-} \arccos\left(r \sin^2 \theta + \cos(\theta) \sqrt{1 - r^2 \sin^2 \theta}\right) \\ &= \arccos(\sin^2 \theta + \cos(\theta)(-\cos(\theta))) \\ &= \arccos(-\cos(2\theta)) \\ &= \arccos(\cos(2\theta - \pi)) \\ &= 2\theta - \pi \\ &= \psi_*(1, \theta) \end{aligned}$$

uniformly for  $\theta \in [\frac{1}{2}\pi, \pi]$ . Similar arguments apply for  $\theta \in [\pi, 2\pi]$  and we finally conclude that  $\psi_*(r, \theta)$  converges uniformly to  $\psi_*(1, \theta)$  as  $r$  approaches 1. This proves the next lemma.

**LEMMA 3.3.** *The function  $\psi_*$ , defined by (3.8) and (3.12), is continuous on  $[0, 1] \times [0, 2\pi]$ .*

We remark that continuity on a closed interval implies uniform continuity.

Now we turn to the function  $k$  defined in (3.9). Here we define  $k$  for the value  $r = 1$  in the following way.

$$(3.13) \quad k(1, \theta) := \begin{cases} 2, & 0 \leq \theta < \frac{1}{2}\pi, \\ 0, & \frac{1}{2}\pi \leq \theta \leq \frac{3}{2}\pi, \\ 2, & \frac{3}{2}\pi < \theta \leq 2\pi. \end{cases}$$

Obviously  $k(1, \cdot)$  cannot be the uniform limit of  $k(r, \cdot)$  as  $r$  approaches 1, but the following lemma holds.

**LEMMA 3.4.** *The function  $k : [0, 1] \times [0, 2\pi] \mapsto [0, 2]$ , defined by (3.9) and (3.13), is bounded; and for every  $\delta > 0$ , the function  $k(r, \theta)$  approaches  $k(1, \theta)$  uniformly on  $I_\delta$  as  $r$  approaches 1. Here*

$$I_\delta := [0, 2\pi] \setminus \left\{ \left( \frac{1}{2}\pi - \delta, \frac{1}{2}\pi + \delta \right) \cup \left( \frac{3}{2}\pi - \delta, \frac{3}{2}\pi + \delta \right) \right\}.$$

*Proof.* That  $k$  is bounded by 2 follows from

$$\sqrt{1 - r^2 \sin^2 \theta} \geq \sqrt{1 - \sin^2 \theta} = |\cos(\theta)|$$

and the fact that  $r \in [0, 1]$ . The function  $1/\sqrt{z}$  is uniformly continuous on  $\varepsilon \leq z \leq 1$  for every  $\varepsilon > 0$ . From the proof of Lemma 3.3 we know that

$$\lim_{r \rightarrow 1^-} 1 - r^2 \sin^2 \theta = \cos^2 \theta$$

uniformly for  $\theta \in [0, 2\pi]$ . Together with the uniform continuity of  $1/\sqrt{z}$  on  $[\cos^2(\frac{1}{2}\pi - \delta), 1]$ , this shows

$$\lim_{r \rightarrow 1^-} 1 + \frac{r \cos(\theta)}{\sqrt{1 - r^2 \sin^2 \theta}} = 1 + \frac{\cos(\theta)}{|\cos(\theta)|}$$

uniformly on  $I_\delta$ . Remembering that

$$|\cos(\theta)| = \begin{cases} \cos(\theta), & \theta \in [0, \frac{1}{2}\pi] \cup [\frac{3}{2}\pi, 2\pi], \\ -\cos(\theta), & \theta \in [\frac{1}{2}\pi, \frac{3}{2}\pi], \end{cases}$$

proves the lemma.  $\square$

Motivated by the properties of  $\psi_*$  and  $k$  we now prove a more general result for integral operators of the form (3.10).

LEMMA 3.5. *Let  $k_1, k_2 : [0, 1] \times [0, 2\pi] \mapsto \mathbb{R}$  be bounded functions which are continuous on  $[0, 1] \times [0, 2\pi]$ . Assume there is a finite set  $E = \{\theta_1, \dots, \theta_n\}$  such that*

$$\lim_{r \rightarrow 1^-} k_i(r, \theta) = k_i(1, \theta), \quad i = 1, 2,$$

*uniformly on  $I_\delta := \{\theta \in [0, 2\pi] \mid |\theta - \theta_j| \geq \delta, j = 1, \dots, n\}$  for every  $\delta > 0$ . Then for a periodic continuous function  $\varphi : [0, 2\pi] \mapsto \mathbb{R}$  the function*

$$\Phi(r, \alpha) := \int_0^{2\pi} k_1(r, \theta) \varphi(k_2(r, \theta) + \alpha) d\theta$$

*is continuous on  $[0, 1] \times [0, 2\pi]$  and  $2\pi$  periodic in  $\alpha$ .*

REMARK 3.6. The above lemma will apply to each component of the function  $\mathcal{E}\varphi$  defined in (3.10) with  $k_1 = k$  and  $k_2 = \psi_*$  and  $E = \{\frac{1}{2}\pi, \frac{3}{2}\pi\}$ . This shows the continuity of  $\mathcal{E}\varphi$ .

*Proof.* The uniform convergence on  $I_\delta$ ,  $\delta > 0$  arbitrary, shows that  $k_i(1, \cdot)$ ,  $i = 1, 2$ , are piecewise continuous and bounded functions on  $[0, 2\pi]$ , so all integrals exist. The continuity of  $\Phi(r, \alpha)$  on  $[0, 1] \times [0, 2\pi]$  follows easily from the continuity of the functions  $k_i$ ,  $i = 1, 2$ . The periodicity follows from the periodicity of  $\varphi$  and the definition of  $\Phi$ . So we only need to show the continuity of  $\Phi(r, \alpha)$  on  $\{1\} \times [0, 2\pi]$  for example at  $(1, \bar{\alpha})$ . Because of the periodicity of  $\Phi(r, \cdot)$  and the property  $(\mathcal{E}\varphi)(\alpha) = (\mathcal{E}\varphi_\alpha)(0)$ , where  $\varphi_\alpha(\theta) = \varphi(\alpha + \theta)$  we only need to prove the continuity for one value of  $\bar{\alpha}$ , for example  $\alpha = \pi$ . We estimate

$$\begin{aligned} |\Phi(r, \alpha) - \Phi(1, \pi)| &= \left| \int_0^{2\pi} k_1(r, \theta) \varphi(k_2(r, \theta) + \alpha) - k_1(1, \theta) \varphi(k_2(1, \theta) + \pi) d\theta \right| \\ &\leq \left| \int_0^{2\pi} k_1(r, \theta) (\varphi(k_2(r, \theta) + \alpha) - \varphi(k_2(1, \theta) + \pi)) d\theta \right| \\ &\quad + \left| \int_0^{2\pi} (k_1(r, \theta) - k_1(1, \theta)) \varphi(k_2(1, \theta) + \pi) d\theta \right|. \end{aligned}$$

Now we know that  $k_1, k_2$ , and  $\varphi$  are bounded functions. For example,

$$|k_1(r, \theta)|, |k_2(r, \theta)|, |\varphi(\theta)| \leq M, \quad M > 0,$$

for all  $(r, \theta) \in [0, 1] \times [0, 2\pi]$ . So we only have to show that

$$(3.14) \quad \lim_{(r, \alpha) \rightarrow (1, \pi)} \int_0^{2\pi} |\varphi(k_2(r, \theta) + \alpha) - \varphi(k_2(1, \theta) + \pi)| d\theta = 0$$

and

$$(3.15) \quad \lim_{(r, \alpha) \rightarrow (1, \pi)} \int_0^{2\pi} |k_1(r, \theta) - k_1(1, \theta)| d\theta = 0.$$

We start with the first limit. Given an  $\varepsilon > 0$ , we choose  $\delta > 0$  small enough such that

$$(3.16) \quad \int_{[0, 2\pi] \setminus I_\delta} 2M d\theta = \frac{\varepsilon}{2}.$$

Now we observe that  $\varphi$  is uniformly continuous on  $\mathbb{R}$  because it is continuous and periodic. So there is a  $\omega > 0$  such that

$$(3.17) \quad |\varphi(x) - \varphi(y)| \leq \frac{\varepsilon}{4\pi}$$

if  $|x - y| \leq \omega$ . We also know that  $k_2(r, \cdot)$  converges uniformly on  $I_\delta$  to  $k_2(1, \cdot)$ , so there is a  $r_0 \in (0, 1)$ , such that

$$|k_2(r, \theta) - k_2(1, \theta)| \leq \frac{\omega}{2}$$

for all  $r \geq r_0$  and  $\theta \in I_\delta$ . If furthermore  $|\alpha - \pi| \leq \omega/2$ , we conclude that

$$|(k_2(r, \theta) + \alpha) - (k_2(1, \theta) + \pi)| \leq |k_2(r, \theta) - k_2(1, \theta)| + |\alpha - \pi| \leq \omega,$$

which by (3.17) implies

$$(3.18) \quad |\varphi(k_2(r, \theta) + \alpha) - \varphi(k_2(1, \theta) + \pi)| \leq \frac{\varepsilon}{4\pi}$$

for all  $(r, \alpha) \in [r_0, 1] \times [\pi - \omega/2, \pi + \omega/2]$  and  $\theta \in I_\delta$ . Combining (3.16) and (3.18), we can estimate

$$\begin{aligned} & \int_0^{2\pi} |\varphi(k_2(r, \theta) + \alpha) - \varphi(k_2(1, \theta) + \pi)| d\theta \\ & \leq \int_{[0, 2\pi] \setminus I_\delta} |\varphi(k_2(r, \theta) + \alpha) - \varphi(k_2(1, \theta) + \pi)| d\theta \\ & \quad + \int_{I_\delta} |\varphi(k_2(r, \theta) + \alpha) - \varphi(k_2(1, \theta) + \pi)| d\theta \\ & \leq \int_{[0, 2\pi] \setminus I_\delta} 2M d\theta + \int_{I_\delta} \frac{\varepsilon}{4\pi} d\theta \\ & \leq \frac{\varepsilon}{2} + 2\pi \cdot \frac{\varepsilon}{4\pi} = \varepsilon \end{aligned}$$

for all  $(r, \alpha) \in [r_0, 1] \times [\pi - \omega/2, \pi + \omega/2]$ , which proves (3.14).

To prove (3.15) we again choose an arbitrary  $\varepsilon > 0$  and choose  $\delta > 0$  such that (3.16) is true. Now the uniform convergence of  $k_1(r, \cdot)$  to  $k_1(1, \cdot)$  on  $I_\delta$  proves the existence of a  $r_1 \in (0, 1)$  such that

$$(3.19) \quad |k_1(r, \theta) - k_1(1, \theta)| \leq \frac{\varepsilon}{4\pi}$$

for all  $(r, \theta) \in [r_1, 1] \times I_\delta$ . Using (3.16) and (3.19) we estimate

$$\begin{aligned} \int_0^{2\pi} |k_1(r, \theta) - k_1(1, \theta)| d\theta &= \int_{[0, 2\pi] \setminus I_\delta} |k_1(r, \theta) - k_1(1, \theta)| d\theta \\ & \quad + \int_{I_\delta} |k_1(r, \theta) - k_1(1, \theta)| d\theta \\ & \leq \int_{[0, 2\pi] \setminus I_\delta} 2M d\theta + \int_{I_\delta} \frac{\varepsilon}{4\pi} d\theta \\ & \leq \frac{\varepsilon}{2} + 2\pi \cdot \frac{\varepsilon}{4\pi} = \varepsilon \end{aligned}$$

for all  $r \in [r_1, 1]$ . This proves (3.15).  $\square$

Now we state the results about the extension operator  $\mathcal{E}$ .

**THEOREM 3.7.** *Let  $\varphi : \partial B_2 \mapsto \mathbb{R}^2$  be a continuous function. Then  $\Phi(P) = (\mathcal{E}\varphi)(r, \alpha)$ ,  $P \in \overline{B_2}$  (see (3.10)) is a continuous function on  $\overline{B_2}$  and*

$$\Phi|_{\partial B_2} = \varphi.$$

*Proof.* In Lemma 3.3 and Lemma 3.4 we have shown that the functions  $k$  and  $\psi_*$  in (3.10) satisfy the assumptions of Lemma 3.5. So the continuity of  $\Phi(P)$  follows from Lemma 3.5. For  $P \in \partial B_2$  the polar coordinates of  $P$  are given by  $(r, \alpha) = (1, \alpha)$ ,  $\alpha \in [0, 2\pi]$ , so we get with (3.12) and (3.13)

$$\begin{aligned} \Phi(P) &= \frac{1}{2\pi} \int_0^{2\pi} k(1, \theta) \varphi(\psi_*(1, \theta) + \alpha) d\theta \\ &= \frac{1}{2\pi} \left( \int_0^{\pi/2} 2\varphi(0 + \alpha) d\theta + \int_{3\pi/2}^{2\pi} 2\varphi(2\pi + \alpha) d\theta \right) \\ &= \frac{1}{2\pi} (\pi\varphi(\alpha) + \pi\varphi(2\pi + \alpha)) \\ &= \varphi(\alpha) = \varphi(P) \end{aligned}$$

because of the  $2\pi$  periodicity of  $\varphi$ .  $\square$

**COROLLARY 3.8.** *Let  $\Omega \subset \mathbb{R}^2$  be a domain with boundary  $\partial\Omega$  and  $\varphi : \partial B_2 \mapsto \partial\Omega$  be a continuous parametrization of the boundary. Then the function  $\mathcal{E}\varphi$ , defined in (3.10), maps  $\overline{B_2}$  onto  $\overline{\Omega}$ .*

*Proof.* Theorem 3.7 implies that  $\mathcal{E}\varphi : \overline{B_2} \mapsto \mathbb{R}^2$  is continuous and  $(\mathcal{E}\varphi)(\partial B_2) = \partial\Omega$ . We assume that the parametrization  $\varphi$  moves along the boundary of  $\Omega$  in the positive direction. For  $y \in \Omega$  we then have

$$\deg(\mathcal{E}\varphi, y) = 1,$$

where  $\deg$  is the mapping degree; see [12, Chapter 12]. But this implies that there is at least one  $x \in B_2$  such that  $(\mathcal{E}\varphi)(x) = y$ .  $\square$

**THEOREM 3.9.** *Let  $\Omega \subset \mathbb{R}^2$  be a convex domain with boundary  $\partial\Omega$  and let  $\varphi : \partial B_2 \mapsto \partial\Omega$  be a continuous parametrization of the boundary. Then  $(\mathcal{E}\varphi)(B_2) \subset \overline{\Omega}$ .*

*Proof.* We have to show  $(\mathcal{E}\varphi)(P) \in \overline{\Omega}$  for every  $P \in B_2$ . We use the first equation in formula (3.7)

$$\begin{aligned} \Phi(P) &= \frac{1}{2\pi} \int_0^\pi \left( 1 + \frac{r \cos(\theta)}{\sqrt{1 - r^2 \sin^2(\theta)}} \right) \varphi(\psi_+(r, \theta)) \\ &\quad + \left( 1 - \frac{r \cos(\theta)}{\sqrt{1 - r^2 \sin^2(\theta)}} \right) \varphi(\psi_-(r, \theta)) d\theta \\ &= \lim_{N \rightarrow \infty} \frac{1}{N} \sum_{j=0}^N \left( \frac{1}{2} + \frac{r \cos(\theta_j)}{2\sqrt{1 - r^2 \sin^2(\theta_j)}} \right) \varphi(\psi_+(r, \theta_j)) \\ &\quad + \left( \frac{1}{2} - \frac{r \cos(\theta_j)}{2\sqrt{1 - r^2 \sin^2(\theta_j)}} \right) \varphi(\psi_-(r, \theta_j)), \end{aligned}$$



where  $\theta_j = \pi j/N$  and we further assumed again that  $P$  is on the positive real axis to simplify the notation. Here we have used the fact that the integral is the limit of Riemann sums. Each term of the sum is a convex combination of two elements of  $\overline{\Omega}$  and therefore in  $\overline{\Omega}$ . But the sum itself is a convex combination, so the sum is an element of  $\overline{\Omega}$ . Finally  $\overline{\Omega}$  is closed, so  $\Phi(P) \in \overline{\Omega}$ .  $\square$

The two last results imply that for a convex domain  $\Omega$  we get  $(\mathcal{E}\varphi)(\overline{B_2}) = \overline{\Omega}$ , but there is still the possibility that  $\mathcal{E}(\varphi)$  is not injective. Our numerical examples seem to indicate that the function is injective for convex  $\Omega$ , but we have no proof. For non-convex regions, it works for some but not others. It is another option in a toolkit of methods for producing the mapping  $\Phi$ .

The integration-based formula (3.4) can be extended to three dimensions. Given

$$\varphi : \partial B_3 \xrightarrow[\text{onto}]{1-1} \partial\Omega,$$

define the interpolation formula  $\varphi_*(\theta, \omega)$  as before in (3.3), with  $(\theta, \omega)$  the spherical coordinates of a direction vector  $\boldsymbol{\eta}$  through a given point  $P \in B_3$ . Then define

$$\Phi(P) = \frac{1}{2\pi} \int_0^{2\pi} \int_0^{\pi/2} \varphi_*(\theta, \omega) \sin \omega \, d\omega \, d\theta.$$

A proof of the generalization of Corollary 3.8 can be given along the same line as given above for the disk  $B_2$ .

**4. Iteration methods.** Some of the methods discussed in Section 2 lead to a mapping  $\Phi$  in which  $\det(D\Phi(x))$  has a large variation as  $x$  ranges over the unit ball  $B_d$ , especially those methods based on using the  $C^\infty$ -function  $T(r, \kappa)$  of (2.7). We seek a way to improve on such a mapping, to obtain a mapping in which  $\det(D\Phi(x))$  has a smaller variation over  $B_d$ . We continue to look at only the planar problem, while keeping in mind the need for a method that generalizes to higher dimensions. In this section we introduce an iteration method to produce a mapping  $\Phi$  with each component a multivariate polynomial over  $B_2$ .

Assume that we have an initial guess for our mapping, in the form of a polynomial of degree  $n$ ,

$$(4.1) \quad \Phi_n^{(0)}(x) \equiv \sum_{j=1}^{N_n} \alpha_j^{(0)} \psi_j(x), \quad x \in B_2.$$

We want to calculate an ‘improved’ value for  $\Phi_n^{(0)}$ , call it  $\Phi_n$ .

The coefficients  $\alpha_j^{(0)} \in \mathbb{R}^2$ . The functions  $\{\psi_1, \dots, \psi_{N_n}\}$  are chosen to be a basis for  $\Pi_n$ , the polynomials of degree  $\leq n$ , and we require them to be orthonormal with respect to the inner product  $(\cdot, \cdot)$  associated with  $L^2(B_2)$ . Note that  $N_n = \dim(\Pi_n) = \frac{1}{2}(n+1)(n+2)$ . As basis functions  $\{\psi_j\}$  in our numerical examples, we use the ‘ridge polynomials’ of Logan and Shepp [8], an easy basis to define and calculate; also see [3, §4.3.1].

We use an iterative procedure to seek an approximation,

$$(4.2) \quad \Phi_n(x) = \sum_{j=1}^{N_n} \alpha_{n,j} \psi_j(x),$$

of degree  $n$  that is an improvement in some sense on  $\Phi_n^{(0)}$ . The degree  $n$  used in defining  $\Phi_n^{(0)}$ , and also in defining our improved value  $\Phi_n$ , will need to be sufficiently large; and usually,  $n$  must be determined experimentally.

The coefficients  $\{\alpha_j^{(0)}\}$  are normally generated by numerical integration of the Fourier coefficients  $\{\alpha_j^{(0)}\}$ ,

$$(4.3) \quad \alpha_j^{(0)} = (\tilde{\Phi}, \psi_j),$$

where  $\tilde{\Phi}$  is generated by one of the methods discussed in Sections 2 and 3. The quadrature used is

$$\int_{B_2} g(x, y) dx dy \approx \frac{2\pi}{2p+1} \sum_{l=0}^p \sum_{m=0}^{2p} \omega_l r_l \hat{g} \left( r_l, \frac{2\pi m}{2p+1} \right),$$

where  $\hat{g}(r, \theta) \equiv g(r \cos \theta, r \sin \theta)$ . Here the numbers  $\{\omega_l\}$  are the weights of the  $(p+1)$ -point Gauss-Legendre quadrature formula on  $[0, 1]$ , and the nodes  $\{r_l\}$  are the corresponding zeros of the degree  $p+1$  Legendre polynomial on  $[0, 1]$ . This formula is exact if  $g$  is a polynomial of degree  $\leq 2p+1$ ; see [10, §2.6].

We need to require that our mapping will agree with  $\varphi$  on  $S^1$ , at least approximately. To this end, choose a formula  $q_n$  for the number of points on  $S^1$  at which to match  $\Phi_n$  with the function  $\varphi$  and then choose  $\{z_1, \dots, z_{q_n}\}$  on  $S^1$ . Require  $\Phi_n$  to satisfy

$$(4.4) \quad \Phi_n(z_j) = \varphi(z_j), \quad j = 1, \dots, q_n,$$

which imposes implicitly  $q_n$  conditions on the coefficients  $\{\alpha_{n,j}\}$ . If  $\varphi$  is a trigonometric polynomial of degree  $m$ , and if  $n \geq m$  with  $q_n = 2n+1$ , then (4.4) will imply that  $\Phi_n|_{S^1} = \varphi$  over  $\partial\Omega$ . Our numerical examples all use this latter choice of  $q_n$ .

Next, choose a function  $\mathcal{F}(\alpha)$ ,  $\alpha = [\alpha_1, \dots, \alpha_{N_n}]^T$  and seek to calculate  $\alpha$  so as to minimize  $\mathcal{F}(\alpha)$  subject to the above constraints (4.4). How should  $\mathcal{F}$  be chosen? To date, the most successful choice experimentally has been  $\mathcal{F}(\alpha) = \Lambda(\Phi_n)$ , defined earlier in (2.6).

**4.1. The iteration algorithm.** Using the constraints (4.4) leads to the system

$$(4.5) \quad A\alpha = \varphi,$$

$$A = \begin{bmatrix} \psi_1(z_1) & \cdots & \psi_{N_n}(z_1) \\ \vdots & & \vdots \\ \psi_1(z_{q_n}) & \cdots & \psi_{N_n}(z_{q_n}) \end{bmatrix}, \quad \varphi = \begin{bmatrix} \varphi(z_1) \\ \vdots \\ \varphi(z_{q_n}) \end{bmatrix}.$$

Because  $\Phi_n|_{S^1}$  is a trigonometric polynomial of degree  $n$ , it is a bad idea to have  $q_n > 2n+1$ . The maximum row rank of  $A$  can be at most  $2n+1$ . Let  $\{z_1, \dots, z_q\}$  denote  $q_n$  evenly spaced points on  $S^1$ . We want to minimize  $\mathcal{F}(\alpha)$  subject to the constraints (4.5).

We turn our constrained minimization problem into an unconstrained problem. Let  $A = UCV$  be the singular value decomposition of  $A$ ;  $U$  is an orthogonal matrix of order  $q$ ,  $V$  is an orthogonal matrix of order  $N \equiv N_n$ , and  $C$  is a ‘diagonal matrix’ of order  $q \times N$ . The constraints (4.5) can be written as

$$(4.6) \quad CV\alpha = U^T\varphi$$

Introduce a new variable  $\beta = V\alpha$ , or  $\alpha = V^T\beta$ . Then  $C\beta = U^T\varphi$  and we can solve explicitly for  $\gamma = [\beta_1, \dots, \beta_q]^T$ . Implicitly this assumes that  $A$  has full rank. Let  $\delta = [\beta_{q+1}, \dots, \beta_N]^T$ ,  $\beta = [\gamma^T, \delta^T]^T$ . Then introduce

$$(4.7) \quad G(\delta) = \mathcal{F}(\alpha)$$

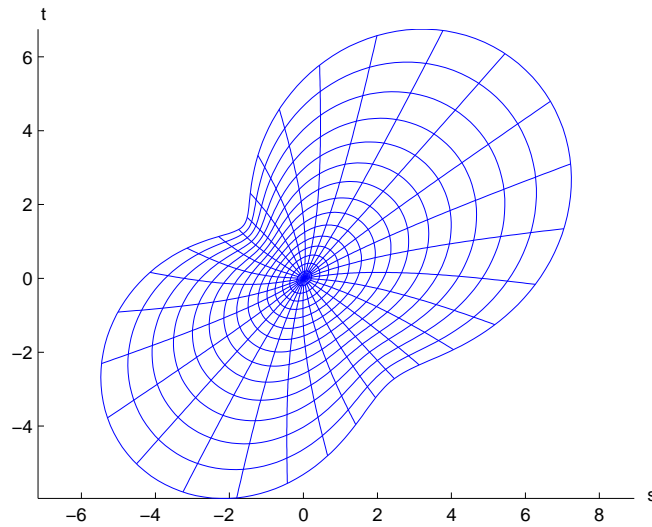


FIG. 4.1. The initial mapping  $\tilde{\Phi}$  for Example 4.1 with  $a = 5$ , based on (2.7).

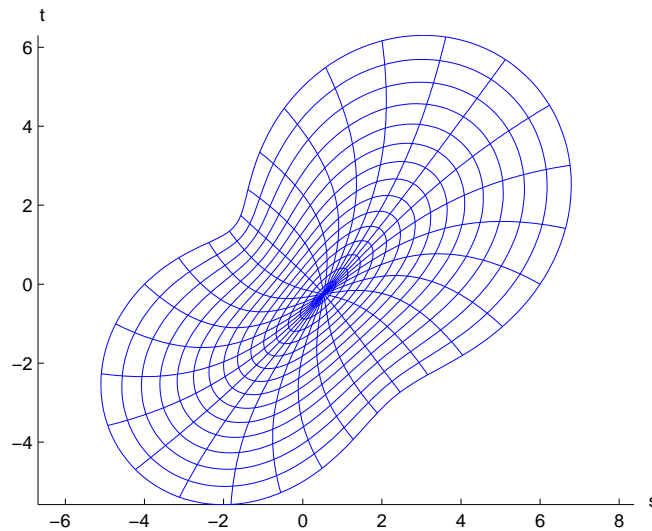


FIG. 4.2. The mapping  $\Phi$  for Example 4.1 with  $a = 5$ , obtained using iteration.

using  $\alpha = V^T\beta$  and the known values of  $\gamma$ . We use our initial  $\{\alpha_j^{(0)}\}$  in (4.1) to generate the initial value for  $\beta$  and thus for  $\delta$ .

The drawback to this iteration method is the needed storage for the  $q \times N$  matrix  $A$  and the matrices produced in its singular value decomposition. In the following numerical examples, we minimize  $G$  using the MATLAB program *fminunc* for unconstrained minimization problems.

EXAMPLE 4.1. Recall Example 2.1 with  $a = 5$ . Generate an initial mapping  $\tilde{\Phi}$  using

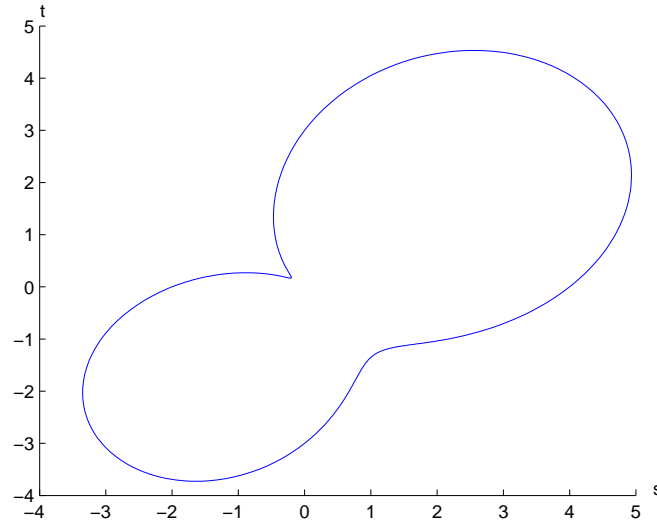


FIG. 4.3. The boundary for the starlike region with  $\rho = 3 + \cos \theta + 2 \sin 2\theta$ .

(2.7) with  $\kappa = .5, \omega = 1.0$ . Next, generate an initial polynomial (4.1) of degree  $n = 3$ , using numerical integration of the Fourier coefficients  $\{\alpha_j^{(0)}\}$  of (4.3). We then use the above iteration method to obtain an improved mapping. Figure 4.1 shows the initial mapping  $\tilde{\Phi}$ , and Figure 4.2 shows the final mapping  $\Phi_n$  obtained by the iteration method. With the final mapping, we have  $\Phi_n|_{S^1} = \varphi$  to double precision rounding accuracy, and

$$\Lambda(\Phi) = 6.21.$$

Compare the latter to  $\Lambda(\Phi) = 100.7$  for the mapping in Example 2.1.

EXAMPLE 4.2. Consider again the starlike region using (2.5) of Example 2.1, but now with  $a = 3$ . The harmonic mapping of Section 2.1 failed in this case to produce a 1-1 mapping. In fact, the boundary is quite ill-behaved in the neighborhood of  $(-0.2, 0.2)$ , being almost a corner; see Figure 4.3. In this case we needed  $n = 7$ , with this smallest sufficient degree determined experimentally. To generate the initial guess  $\tilde{\Phi}$ , we used (2.7) with  $(\kappa, \omega) = (0.5, 0.1)$ . For the initial guess,  $\Lambda(\Phi_7^{(0)}) \doteq 840$ . We iterated first with the MATLAB program *fminunc*. When it appeared to converge, we used the resulting minimizer as an initial guess with a call to the MATLAB routine *fminsearch*, which is a Nelder-Mead search method. When it converged, its minimizer was used again as an initial guess, returning to a call on *fminunc*. Figure 4.4 shows the final mapping  $\Phi_7$  obtained with this repeated iteration. For the Jacobian matrix,  $\Lambda(\Phi_7) \doteq 177.9$ , further illustrating the ill-behaviour associated with this boundary. As before,  $\Phi|_{S^1} = \varphi$  to double precision rounding accuracy.

EXAMPLE 4.3. Consider again the ovals of Cassini region with boundary given in (2.8) with  $a = 1.5$ . As our initial mapping  $\tilde{\Phi}$ , we use the interpolating integration-based mapping of (3.4), illustrated in Figure 3.2. We produce the initial guess for the coefficients  $\{\alpha_j^{(0)}\}$  of (4.3) by using numerical integration. Unlike the preceding three examples, the boundary mapping  $\varphi$  is not a trigonometric polynomial, and thus the interpolating conditions of (4.4) will not force  $\Phi_n|_{S^1}$  to equal  $\varphi$  over  $\partial\Omega$ . For that reason, we use a higher degree than with

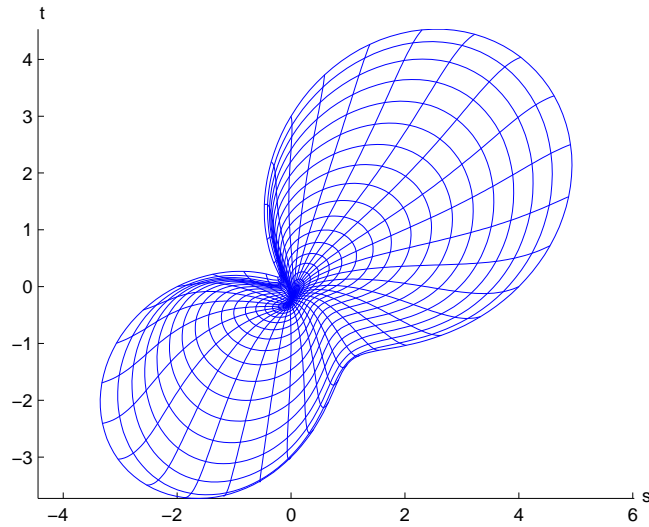


FIG. 4.4. The boundary mapping  $\Phi$  for the starlike region with  $\rho = 3 + \cos \theta + 2 \sin 2\theta$ .

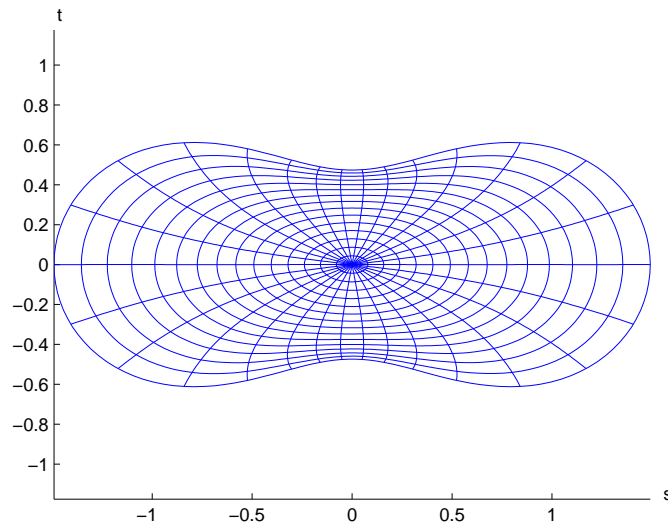


FIG. 4.5. The boundary mapping  $\Phi$  for the starlike region with  $\rho$  from (2.8) with  $a = 1.5$ .

the preceding examples, choosing  $n = 16$ . Figure 4.5 shows the resulting mapping  $\Phi$ . With this mapping,  $\Lambda(\Phi) = 26.11$ . On the boundary,

$$\max_{x \in S^1} |\Phi(x) - \varphi(x)| = 2.61E - 4,$$

showing the mapping does not depart far from the region  $\overline{\Omega}$ .

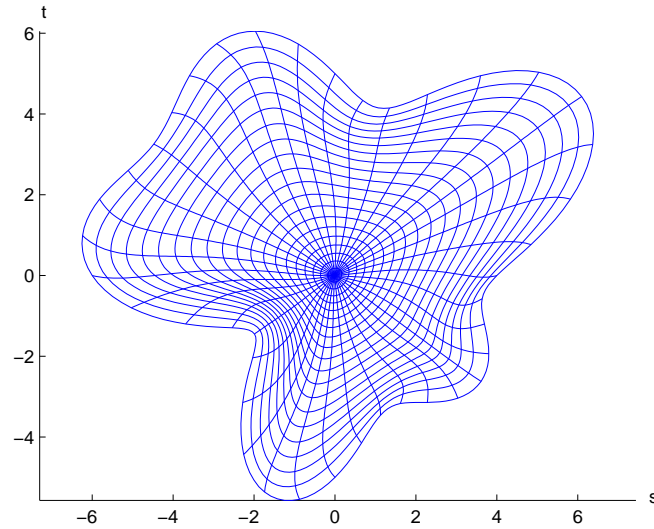


FIG. 4.6. The optimal mapping  $\Phi_7$  for the starlike region with  $\hat{\rho}(\theta) = 5 + \sin \theta + \sin 3\theta - \cos 5\theta$ .

EXAMPLE 4.4. Consider the starlike domain with

$$\hat{\rho}(\theta) = 5 + \sin \theta + \sin 3\theta - \cos 5\theta, \quad 0 \leq \theta \leq 2\pi,$$

in (2.1)-(2.2). Using the degree  $n = 7$  and the initial mapping  $\tilde{\Phi}$  based on (2.7) with  $(\kappa, \omega) = (0.2, 1.4)$ , we obtained the mapping illustrated in Figure 4.6. The minimum value obtained was  $\Lambda(\Phi_7) \doteq 6.63$ . As a side-note of interest, the iteration converged to a value of  $\Lambda(\Phi)$  that varied with the initial choice of  $(\kappa, \omega)$ . We have no explanation for this, other than to say that the objective function  $\Lambda(\Phi)$  appears to be ill-behaved in some sense that we do not yet understand.

**4.2. An energy method.** In this section we present a second iteration method, one based on a different objective function. Instead of  $\Lambda$ , see (2.6), we use

$$(4.8) \quad \tilde{\Lambda}(\Phi_n) \equiv \sum_{i=1}^{K_1} \sum_{j=1, j \neq i}^{K_1} \frac{1}{\|\Phi_n(\xi_i) - \Phi_n(\xi_j)\|_2^\alpha} + \sum_{i=1}^{K_1} \sum_{j=1}^{L_1} \frac{1}{\|\Phi_n(\xi_i) - \Phi_n(\zeta_j)\|_2^\alpha}.$$

We again impose the interpolation conditions given in (4.4); and the free parameters are given by  $\delta$ ; see (4.7). First we explain the definition of the points  $\xi_i$  and  $\zeta_j$  appearing in (4.8). The points  $\xi_i$  are located inside the unit disk and are elements of a rectangular grid

$$\{\xi_i \mid i = 1, \dots, K_1\} = \left( \frac{1}{k_1} \mathbb{Z}^2 \right) \cap B_2;$$

the density of the grid is determined by  $k_1 > 0$ . The points  $\zeta_j$  are located on the unit circle and distributed uniformly

$$\{\zeta_j \mid j = 1, \dots, L_1\} = \left\{ \left( \cos \left( \frac{2\pi j}{L_1} \right), \sin \left( \frac{2\pi j}{L_1} \right) \right) \mid j = 1, \dots, L_1 \right\}$$

$L_1 \in \mathbb{N}$ . Furthermore the function  $\tilde{\Lambda}$  contains the parameter  $\alpha > 0$ . So in addition to the dimension  $n$  of the trial space for  $\Phi_n$ , this method uses four parameters:  $q_n$ , the number of interpolation points along the boundary;  $k_1$ , which determines the grid density inside the unit disk;  $L_1$ , the number of points along the boundary; and  $\alpha$ , the exponent in formula (4.8).

The motivation for the function  $\tilde{\Lambda}$  is the following. We start with an equally distributed set of points in the unit disk,  $\{\xi_i \mid i = 1, \dots, K_1\}$  and we try to force the mapping  $\Phi_n$  to distribute these points as uniformly as possible in the new domain  $\Omega$ . One can think of charged particles which repel each other with a certain force. If this force is generated by the potential  $r^{-\alpha}$  then the first term in formula (4.8) is proportional to the energy of the charge distribution  $\{\Phi_n(\xi_i) \mid i = 1, \dots, K_1\}$ . When we go back to our original goal of creating a mapping  $\Phi$  which is injective, we see that this is included in this functional because the energy becomes infinite if two particles are moved closer.

The second goal for our mapping is that  $\Phi_n(B_2) \subset \Omega$ . To enforce this condition we use a particle distribution along the boundary of  $\Omega$  given by  $\{\Phi_n(\zeta_j) \mid j = 1, \dots, L_1\}$ . These charges will repel the charges  $\{\Phi_n(\xi_i) \mid i = 1, \dots, K_1\}$  away from the boundary. The energy associated with the interaction between the interior points and the boundary points gives us the second term in formula (4.8).

So we can consider the algorithm to minimize the function  $\tilde{\Lambda}$  as an attempt to minimize the energy of a particle distribution in  $\Omega$ . This should also guarantee that the mapping  $\Phi_n$  has a small value for the function  $\Lambda$ , because the original points  $\{\xi_i \mid i = 1, \dots, K_1\}$  are equally distributed.

In our numerical experiments we used  $\alpha = 2$ , so the function  $\tilde{\Lambda}(\Phi_n)$  is differentiable as a function of the parameters  $\delta$ . Furthermore we adjust  $k_1 \in \mathbb{N}$  in such a way that  $K_1 \approx N_n$  and we choose  $L_1 \sim k_1$ . For the parameter  $q_n$  we use the same value as in §4.1.

EXAMPLE 4.5. Consider the starlike domain defined in (2.5) with  $a = 5$  again. We use  $n = 3$ ,  $\alpha = 2$ ,  $K_1 = 177$ ,  $L_1 = 160$ . To minimize the function  $\tilde{\Lambda}$  we use the BFGS method, see [9]. Figures 4.7 and 4.8 show a rectangular grid in the unit disc and its image under the mapping  $\Phi_3^{(0)}$ . For the initial guess we have  $\tilde{\Lambda}(\Phi_3^{(0)}) \approx 11500$  and  $\Lambda(\Phi_3^{(0)}) \approx 29$ . For the final mapping  $\Phi_3$  we obtain  $\tilde{\Lambda}(\Phi_3) \approx 7930$  and  $\Lambda(\Phi_3) \approx 10$ . This shows that the function  $\tilde{\Lambda}$  implicitly also minimizes the function  $\Lambda$ . Figure 4.9 shows the image of the final mapping  $\Phi$ .

**5. Mapping in three dimensions.** In this section we describe an algorithm to construct an extension  $\Phi_n : B_3 \mapsto \Omega$  for a given function  $\varphi : S^2 \mapsto \partial\Omega$ . We assume that  $\Omega$  is starlike with respect to the origin. The three dimensional case differs from the algorithm described in Section 4 in several ways. The dimension of  $\Pi_n$  of the polynomials of maximal degree  $n$  is given by  $N_n = \binom{n}{3}$ , so any optimization algorithm has to deal with a larger number of degrees of freedom for a given  $n$  when compared to the two dimensional case. Whereas in the two dimensional case a plot of  $\Phi_n(B_2)$  reveals any problems of the constructed  $\Phi_n$  with respect to injectivity or  $\Phi_n(B_2) \subset \Omega$ , a similar plot of  $\Phi_n(B_3)$  is not possible. For this reason, at the end of each optimization we calculate two measures which help us to decide if the constructed  $\Phi_n$  is injective and into.

On the other hand the principal approach to constructing  $\Phi_n$  is very similar to the algorithm described in Section 4. Again we are looking for a function  $\Phi_n$  given in the following form

$$\Phi_n(x) = \sum_{j=1}^{N_n} \alpha_{n,j} \psi_j(x), \quad x \in B_3,$$

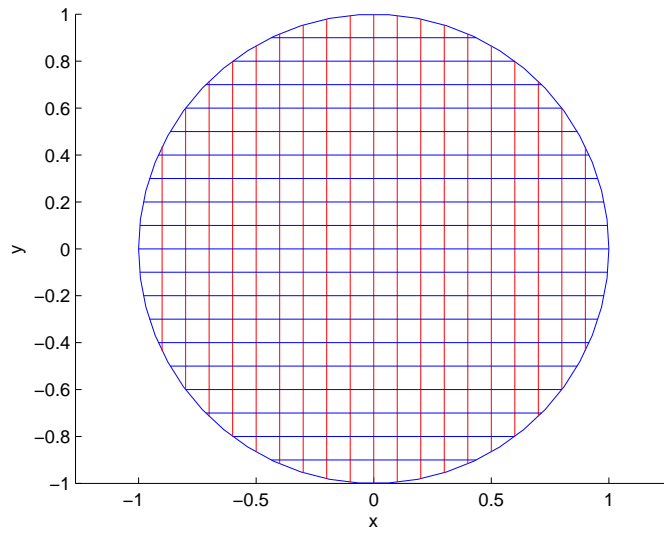


FIG. 4.7. A grid on the unit disk.

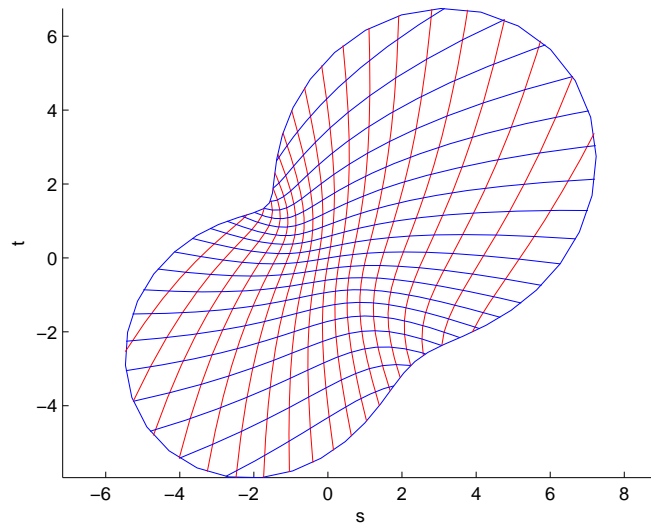


FIG. 4.8. The image of the grid in Figure 4.7 under the mapping  $\Phi_3^{(0)}$  for the domain given in (2.5).

where  $\{\psi_1, \dots, \psi_{N_n}\}$  is an orthonormal basis of  $\Pi_n$  and the vectors  $\alpha_{n,j} \in \mathbb{R}^3$ ,  $j = 1, \dots, N_n$  are determined by an optimization algorithm.

For a given  $n \in \mathbb{N}$  we use the extremal points of Womersley [11] on the sphere  $S^2$ . We will denote these points by  $W_n = \{z_1^{(n)}, \dots, z_{(n+1)^2}^{(n)}\}$ . These points guarantee that the



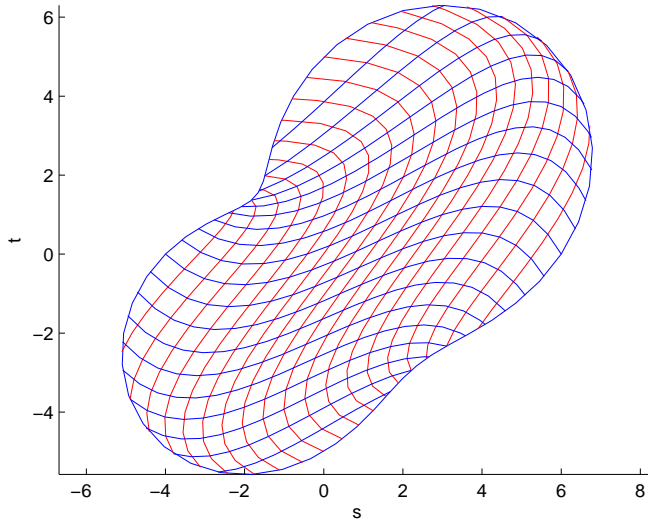


FIG. 4.9. The image of the grid in Figure 4.7 under the final mapping  $\Phi_3$ .

smallest singular value of the interpolation matrix

$$A_n := \begin{bmatrix} \psi_1(z_1^{(n)}) & \cdots & \psi_{N_n}(z_1^{(n)}) \\ \vdots & & \vdots \\ \psi_1(z_{(n+1)^2}^{(n)}) & \cdots & \psi_{N_n}(z_{(n+1)^2}^{(n)}) \end{bmatrix}$$

stays above 1 for all  $n$  which we have used for our numerical examples. The number  $(n+1)^2$  is also the largest possible number of interpolation points on the sphere which we can use, because  $\dim(\Pi_n|_{S^2}) = (n+1)^2$ ; see [3, Corollary 2.20 and formula (2.9)]. Again we enforce

$$\Phi_n(z_j^{(n)}) = \varphi(z_j^{(n)}), \quad j = 1, \dots, (n+1)^2,$$

for the mapping function  $\Phi_n$ ; see also (4.5). To define the initial function

$$(5.1) \quad \Phi_n^{(0)}(x) = \sum_{j=1}^{N_n} \alpha_{n,j}^{(0)} \psi_j(x), \quad x \in B_3,$$

we choose

$$(5.2) \quad \alpha_{n,j}^{(0)} = (\tilde{\Phi}, \psi_j)_{B_3}, \quad j = 1, \dots, N_n.$$

$(\cdot, \cdot)_{B_3}$  is the usual  $L_2$  inner product on  $B_3$ . The polynomial  $\Phi_n^{(0)}$  is the orthogonal projection of  $\tilde{\Phi}$  into  $\Pi_n$ . The function  $\tilde{\Phi}$  is some continuous extension of  $\varphi$  to  $B_3$ , obtained by the generalization to three dimensions of one of the methods discussed in Section 2 and 3. Having determined  $\Phi_n^{(0)}$ , we convert the constrained optimization of the objective function  $\Lambda(\cdot)$  into an unconstrained minimization, as discussed earlier in (4.5)-(4.7).

Once the MATLAB program *fminunc* returns a local minimum for  $\Lambda(\Phi_n)$  and an associated minimizer  $\Phi_n$ , we need to determine if  $\Phi_n$  satisfies

$$(5.3) \quad \Phi_n(x) \neq \Phi_n(y), \quad x, y \in B_3, \quad x \neq y, \quad (\text{injective})$$

$$(5.4) \quad \Phi_n(B_3) \subset \Omega, \quad (\text{into}).$$

For this reason we calculate two measures of our mapping  $\Phi_n$ .

Given  $K \in \mathbb{N}$  we define a grid on the unit sphere,

$$S_K^2 := \left\{ \left( \sin\left(\frac{\pi j}{K}\right) \cos\left(\frac{i\pi}{K}\right), \sin\left(\frac{\pi j}{K}\right) \sin\left(\frac{i\pi}{K}\right), \cos\left(\frac{\pi j}{K}\right) \right) \mid j = 0, \dots, K, \quad i = 0, \dots, 2K - 1 \right\}.$$

For  $L \in \mathbb{N}$ , we define a cubic grid in  $B_3$ ,

$$B_{3,L} := \left( \frac{1}{L} \mathbb{Z}^3 \right) \cap B_3,$$

so every element in  $B_{3,L}$  is given by

$$\frac{1}{L}(i, j, k), \quad i, j, k \in \mathbb{Z}, \\ i^2 + j^2 + k^2 \leq L^2.$$

To measure the minimum of the magnitude of the gradient of  $\varphi$  over  $S^2$ , we define an approximation by

$$m_K(\varphi) := \min_{\substack{x, y \in S_K^2 \\ x \neq y}} \frac{\|\varphi(x) - \varphi(y)\|}{\|x - y\|}.$$

This number is used to calculate

$$E_{1,K}(\Phi_n) := \min_{\substack{x, y \in B_{3,L} \\ x \neq y}} \frac{\|\Phi_n(x) - \Phi_n(y)\|}{\|x - y\|} / m_K(\varphi).$$

Because of  $\Phi_n|_{S^2} \approx \varphi$  we expect  $E_{1,K} \leq 1$ . We use the occurrence of a very small value for  $E_{1,K}(\Phi_n)$  to indicate that (5.3) may be violated. The result  $E_{1,K}(\Phi_n) \approx 1$  is the best we can achieve, for example, with  $\varphi$  and  $\Phi_n$  the identity mapping.

If (5.4) is violated, then there is a point  $x \in B_3$  and a point  $y \in S^2$  with  $\Phi_n(x) = \varphi(y)$ . This shows that the following measure would be close to zero,

$$E_{2,K,L}(\Phi_n) := \min_{x \in B_{3,L}, y \in S_K^2} \frac{\|\Phi_n(x) - \varphi(y)\|}{\|x - y\|} / m_K(\varphi).$$

Again we expect  $E_{2,K,L}(\Phi_n) \leq 1$ , and a very small value of  $E_{2,K,L}(\Phi_n)$  indicates that (5.4) might be violated. For each  $\Phi_n$  which we calculate we will always report  $E_{1,K}(\Phi_n)$  and  $E_{2,K,L}(\Phi_n)$ . For larger  $K$  and  $L$  we will get a more accurate test of the conditions (5.3) and (5.4), but the cost of calculation is rising, the complexity to calculate  $E_{2,K,L}(\Phi_n)$  for example is  $O(n^3 K^2 L^3)$ . For our numerical results we will use  $K = 40$  and  $L = 10$ .

We consider only starlike examples for  $\Omega$ , with  $\partial\Omega$  given as

$$(5.5) \quad \begin{aligned} \varphi(x) &= \rho(x) x, \quad x \in S^2 \\ &= \hat{\rho}(\theta, \phi) (\sin \theta \cos \phi, \sin \theta \sin \phi, \cos \theta), \end{aligned}$$

TABLE 5.1  
Measures of approximation stability for (5.6).

$\Lambda(\Phi_6)$	$E_{1,40}(\Phi_6)$	$E_{2,40,10}(\Phi_6)$
3.0575574308	0.7485506872	0.6626332145

TABLE 5.2  
Measures of approximation stability for (5.7).

Function	$\Lambda(\cdot)$	$E_{1,40}(\cdot)$	$E_{2,40,10}(\cdot)$
$\Phi_6^{(0)}$	394.3717406299	0.2088413520	0.5926402745
$\Phi_6$	43.8782117161	0.2018029407	0.5175844592

$$\widehat{\rho}(\theta, \phi) = \rho(\sin \theta \cos \phi, \sin \theta \sin \phi, \cos \theta).$$

To create an initial guess, we begin with the generalization of (2.1)-(2.2) to three dimensions, defined in the following way:

$$\widetilde{\Phi}(x) = r\widehat{\rho}(\theta, \phi)(\sin \theta \cos \phi, \sin \theta \sin \phi, \cos \theta) = \widehat{\rho}(\theta, \phi)x$$

for  $x = r(\sin \theta \cos \phi, \sin \theta \sin \phi, \cos \theta)$ ,  $0 \leq \theta \leq \pi$ ,  $0 \leq \phi \leq 2\pi$ ,  $0 \leq r \leq 1$ . We assume  $\rho : S^2 \rightarrow \partial\Omega$  is a given smooth positive function. The initial guess  $\Phi_n^{(0)}$  is obtained using (5.1)-(5.2), the orthogonal projection of  $\widetilde{\Phi}$  into  $\Pi_n$ . Even though  $\widetilde{\Phi}$  is not continuously differentiable over  $B_3$ , its orthogonal projection  $\Phi_n^{(0)}$  is continuously differentiable, and it turns out to be a suitable initial guess with  $\Phi_n^{(0)}|_{S^2} \approx \varphi$ .

EXAMPLE 5.1. In our first example we choose

$$(5.6) \quad \widehat{\rho}(\theta, \phi) := 2 + (\cos \theta)^2.$$

Using  $n = 6$  yields the results given in Table 5.1 for the mapping  $\Phi_6$  obtained using the optimization procedure described above. See Figure 5.1 for an illustration of the images of the various spheres  $\frac{i}{4}S^2$ . In this example the initial mapping  $\Phi_n^{(0)}$  turned out to be a local optimum, so after the first iteration the optimization stopped. The measures  $E_1$  and  $E_2$  seem to indicate that the function  $\Phi_n^{(0)}$  is into  $\Omega$  and injective. The error of  $\Phi_6$  on the boundary is zero.

EXAMPLE 5.2. Again the boundary  $\partial\Omega$  is given by (5.5), but this time we choose

$$(5.7) \quad \widehat{\rho}(\theta, \phi) := 2 + \cos \theta + \frac{1}{2} \sin \theta \sin \phi.$$

Using  $n = 6$  gives us the results shown in Table 5.2. We let  $\Phi_6^{(0)}$  denote our initial guess for the iteration, derived as discussed earlier. See Figure 5.2 for an illustration of the images of the various spheres  $\frac{i}{4}S^2$ . In this example the  $\Lambda(\cdot)$  value of the initial mapping  $\Phi_6^{(0)}$  is significantly improved by the optimization. During the optimization the measures  $E_1$  and  $E_2$  do not approach zero, which indicates that  $\Phi_6$  is a mapping from  $B_3$  into  $\Omega$  and is injective. The errors of  $\Phi_6^{(0)}$  and  $\Phi_6$  on the boundary are zero.

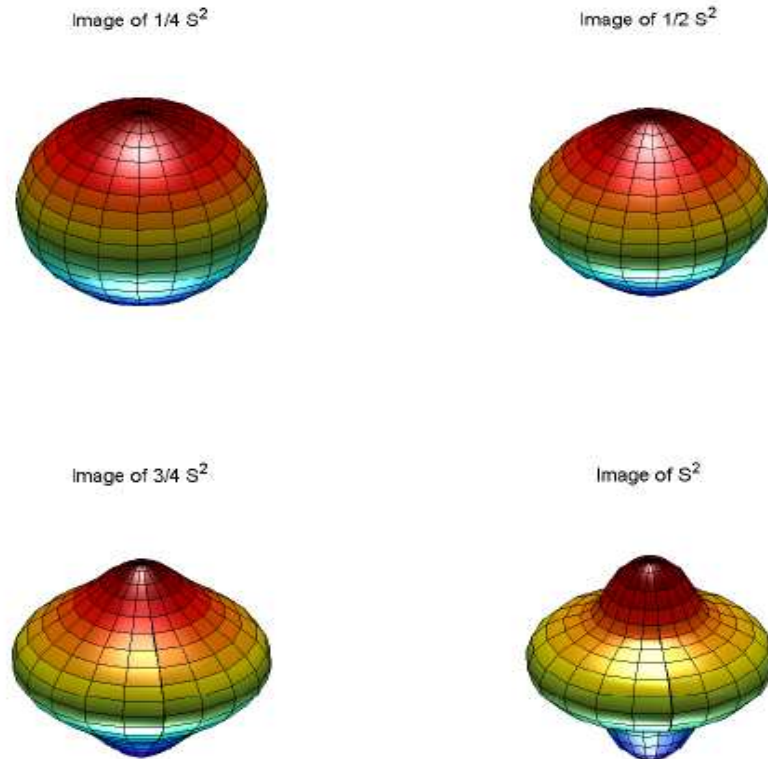


FIG. 5.1. Images of  $\frac{i}{4}S^2$ ,  $i = 1, 2, 3, 4$ .

REFERENCES

- [1] K. ATKINSON, D. CHIEN, AND O. HANSEN, *A spectral method for elliptic equations: The Dirichlet problem*, Adv. Comput. Math., 33 (2010), pp. 169–189.
- [2] K. ATKINSON AND W. HAN, *On the numerical solution of some semilinear elliptic problems*, Electron. Trans. Numer. Anal., 17 (2004), pp. 206–217.  
<http://etna.math.kent.edu/vol.17.2004/pp206-217.dir>.
- [3] K. ATKINSON AND W. HAN, *Spherical Harmonics and Approximation on the Unit Sphere: an Introduction*, Lecture Notes in Math., 2044, Springer, New York, 2012.
- [4] K. ATKINSON AND O. HANSEN, *A spectral method for the eigenvalue problem for elliptic equations*, Electron. Trans. Numer. Anal., 37 (2010), pp. 386–412.  
<http://etna.math.kent.edu/vol.37.2010/pp386-412.dir>.
- [5] K. ATKINSON, O. HANSEN, AND D. CHIEN, *A spectral method for elliptic equations: The Neumann problem*, Adv. Comput. Math., 34 (2011), pp. 295–317.
- [6] J. CASTILLO, ED., *Mathematical Aspects of Numerical Grid Generation*, SIAM, Philadelphia, 1991.
- [7] V. LISEIKIN, *Grid Generation Methods*, Second ed., Springer, New York, 2010.
- [8] B. LOGAN AND L. SHEPP, *Optimal reconstruction of a function from its projections*, Duke Math. J., 42 (1975), pp. 645–659.
- [9] J. NOCEDAL AND S. J. WRIGHT, *Numerical Optimization*, Springer, New York, 1999.
- [10] A. STROUD, *Approximate Calculation of Multiple Integrals*, Prentice-Hall, Inc., Englewood Cliffs, N.J., 1971.
- [11] R. WOMERSLEY, *Extremal (Maximum Determinant) points on the sphere  $S^2$* ,  
<http://web.maths.unsw.edu.au/~rsw/Sphere/Extremal/New/extremal1.html>.
- [12] E. ZEIDLER, *Nonlinear Functional Analysis and its Applications I*, Springer, New York, 1986.

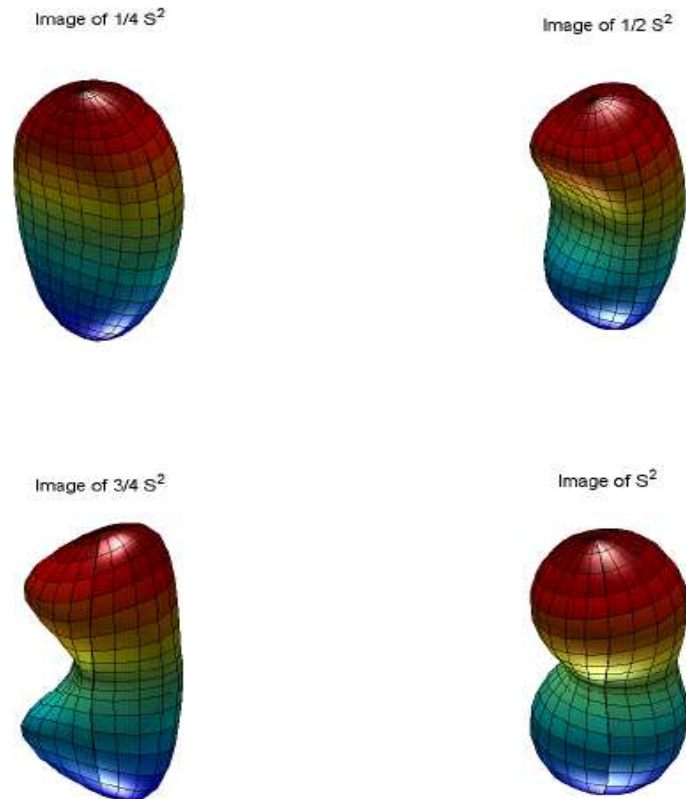


FIG. 5.2. The images  $\Phi^{(34)}\left(\frac{i}{4}S^2\right)$ ,  $i = 1, 2, 3, 4$ .